


Name: _____

Project Due Date: _____



Book Talk Ideas Directions

1. Choose a chapter book that is not too easy and that you are able to read independently.
 2. On the form below write down the book title and send it back to be checked and approved by your teacher.
 3. Leave plenty of time to read the book and complete your book project. Leaving it until the night before is not recommended and may result in a lower grade.
 4. Make sure to include the title and the author in the book project.
 5. Be as creative as you like.
 6. Be sure to put your name and number on your project.
 7. Turn your project in on time. Points are deducted for late projects, since ample time is given for project completion.
 8. The Book Project Rubric will be used to grade projects and it is printed on the back so you will know the expectations for the project. Use it as a checklist.
 9. Have fun!
-

Please complete and return the bottom portion by Friday, March 24, 2023 for teacher approval.

Student Name: _____

Book Title: _____

Approved

Not Approved


Teacher Signature: _____

Name: _____

Cereal Project Due Date: April 18, 2023



Cereal Box Book Report



Your assignment is to design a cereal related to a fictional book. You will also decorate a real cereal box with illustrations, text and even a prize inside!

Front of Box: Include the name of the cereal and a picture. Invent a name for the cereal that is related to book, yet sounds like a cereal. Do not use the exact title of the book. Choose a shape for the cereal as well as colors and ingredients that all relate to the book.

Prize: Your prize must be something the main character could have used in the book or something that reminds you of the main character. You must include a picture of the prize on the front of your box. You may actually put a prize in your box!

Right Side: Make a list of ingredients that includes the story elements (main characters and setting). Under the heading "Ingredients," list the main characters and the setting and write at least 1 sentence about each.

Left Side: Write a one-paragraph summary that describes the main problem and the solution of the book. Try to use words that will "grab" the reader's attention and make them want to buy your cereal.

Back of Box: Design a game that is based on the story. It can be a puzzle, word search, word scramble, maze, crossword puzzle, hidden picture illustration, or any other fun activity. Make sure that it includes information from the book.

Top of Box: Include the title, author, number of pages, and the number of stars you would give the book if you were a book critic. The maximum number is 5 stars.

Don't Forget!

Proofread carefully to avoid errors in grammar, spelling and/or punctuation. Cereal box must be colorful and creatively designed. Cereal box must be neatly assembled and written portions need to be easy to read!


... like a cereal. Do not use the exact title of the book. Choose a shape for the cereal as well as colors and ingredients.

Prize: Your prize must be something the main character could have used in the book or something that reminds you of the main character. You must include a picture of the prize on the front of your box. You may actually put a prize in your box!



A large rectangular area with a decorative, scalloped border, intended for drawing a cereal box and a prize. The area is currently blank.

Back of Box: Design a game that is based on the story. It can be a puzzle, word search, word scramble, maze, crossword puzzle, hidden picture illustration, or any other fun activity. Make sure that it includes information from the book.



A large, empty rectangular area with a decorative, scalloped border. This area is intended for the student to design a game based on the story, as instructed in the text above. The border consists of a series of small, repeating semi-circular shapes, creating a decorative frame for the activity.

that describes the main problem & solution of the book. Use words that will "grab" the reader's attention and make them want to buy your cereal.

list of ingredients that includes the story elements (main characters & setting). Under the heading "Ingredients," list the main characters & setting and write at least 1 sentence about each.

Top of box: Include title, author, number of pages, and the number of stars you would give the book if you were a book critic. The max number is 5 stars



A large, empty rectangular box with a dashed border, intended for writing a description of the main problem and solution of the book.

A large, empty rectangular box with a dashed border, intended for listing story elements (main characters and setting) under the heading "Ingredients" and writing at least one sentence about each.

A large, empty rectangular box with a dashed border, intended for providing book details (title, author, pages) and a star rating at the top, and a book review below.

that describes the main problem & solution of the book. Use words that will "grab" the reader's attention and make them want to buy your cereal.

might also list ingredients that includes the story elements (main characters & setting). Under the heading "Ingredients," list the main characters & setting and write at least 1 sentence about each.

TOP OF BOX: Include title, author, number of pages, and the number of stars you would give the book if you were a book critic. The max number is 5 stars




Ingredients

Title: _____ Number of Pages: _____

Author: _____

I give this book _____ out of 5 stars



Title: _____

Student: _____

Name of Cereal: _____

Cereal Box Book Report - Grading Rubric

- ___/10 **Front of Box** ___ Name of Cereal related to book (5) ___ Illustration/Photo (5)
- ___/10 **Right Side** ___ One sentence per character/setting
- ___/20 **Left Side** ___ One-paragraph summary which includes main problem and solution
- ___/10 **Back of Box** ___ Game is based on the story.
- ___/10 **Top of Box** ___ Title, Author, Number of Pages, and Star Rating
- ___/10 **Prize** ___ Prize relates to book
- ___/20 **Spelling/Grammar** ___ Overall , student uses correct spelling, grammar & punctuation
- ___/10 **Creativity/Neatness** ___ Cereal box is colorful and creatively designed (5)
 ___ Neatly assembled and written portions are easy to read. (5)

Total Points: _____ /100%

Cereal Box Book Report - Grading Rubric

- ___/10 **Front of Box** ___ Name of Cereal related to book (5) ___ Illustration/Photo (5)
- ___/10 **Right Side** ___ One sentence per character/setting
- ___/20 **Left Side** ___ One-paragraph summary which includes main problem and solution
- ___/10 **Back of Box** ___ Game is based on the story.
- ___/10 **Top of Box** ___ Title, Author, Number of Pages, and Star Rating
- ___/10 **Prize** ___ Prize relates to book
- ___/20 **Spelling/Grammar** ___ Overall , student uses correct spelling, grammar & punctuation
- ___/10 **Creativity/Neatness** ___ Cereal box is colorful and creatively designed (5)
 ___ Neatly assembled and written portions are easy to read. (5)

Total Points: _____ /100%

Cereal Box Book Report

Example Projects

